



MARKET LEADERS IN
EQUIPMENT SOLUTIONS


34 BEAUMONT RD
PO BOX 143
MOUNT KURING-GAI NSW 2080

ABN 12 109 538 123
PHONE +61 2 9457 9399
INFO@GCMENVIRO.COM.AU

METBERG TROMMEL SCREEN T3000



- Full service accessibility
- Maintenance friendly
- Direct drum drive
- Interchangeable drum and mesh
- Adjustable brush tensioners
- Central grease points
- Track or wheel mounted
- Variable speed feeder and drum
- JMG display panel
- Minimal set-up time





FEED CONVEYOR

Belt Width/Length:	1000mm/7.6M (39"/299")
Belt Spec:	4 Ply 5mm Top
Drive/Tail Drum Dia:	280mm (11")/230mm (9")
Maximum Speed:	180 RPM
Adjustable Speed:	0-13 RPM

FINES CONVEYOR

Belt Width/Length:	900mm/16.0M (36"/630")
Belt Spec:	3 Ply 5mm Top
Drive/Tail Drum Dia:	280mm (11")/230mm (9")
Maximum Speed:	180 RPM

STOCKPILE CONVEYOR

Belt Width/Length:	750mm/8.5M (36"/335")
Belt Spec:	3 Ply 5mm Top
Drive/Tail Drum Dia:	280mm (11")/230mm (9")
Maximum Speed:	180 RPM

CAPACITIES

Hopper:	2.5 Cubic M (3.2Cu Yards)
Fuel Tank:	70 Litre
Hydraulic Tank:	265 Litre

SCREEN DRUM

Drum Diameter:	1.5M (59")
Drum Length:	3.8M (150")
Drive Wheels:	Solid 330mm x 110mm (13"x 4.3")
Speed:	0-20 rpm

MAIN FRAME / AXLE

Axle:	TVZ 7.5 mTons (16530 lb)
Tyres:	235/75R17.5 x2
Hitch:	75mm (3") Pintle
Tracks:	Trackline 2.5M (98.4")

ENGINE

Make/Model:	Caterpillar C2.2 turbo
Gross HP:	60bhp (44.7kW)
Fuel:	Diesel
Pump:	32cc / 36cc Tandem

ELECTRICAL

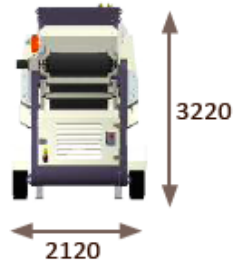
System Voltage:	12V
Emergency Stops:	2 (1 right & 1 left)
Siren:	Start, Shut down, Low oil, High temp, Filter blockage

**All dimensions are approximate. Metberg Enviro reserves the right to alter the specification without notice*


W3000/T3000 WORKING DIMENSIONS



W3000/T3000 TRANSPORT DIMENSIONS



T3000 STOCKPILE WORKING DIMENSIONS



T3000 STOCKPILE TRANSPORT DIMENSIONS



T3000/T3000 STOCKPILE TRANSPORT DIMENSIONS

Length:	8.93M/10.77M (29'4"/35'4")
Width:	2.2M (7'3")
Height:	3.2M (10'6")
Weight:	8.5 mTons/9.5 mTons (18700 lb/20900 lb)